



Allentown School District 2023 District Profile

Priorities

Learning and Teaching

- Expand Early Learning Opportunities
- Increase Math and Literacy
- Create a Whole Child Framework
- Create multiple pathways for post-secondary success
- Social-emotional learning and Mental Health

Organizational Efficiencies & Effectiveness

- Engage in the Strategic Planning Process
- Increase opportunities to generate revenue / reduce expenses
- Complete audits of critical Operational Departments

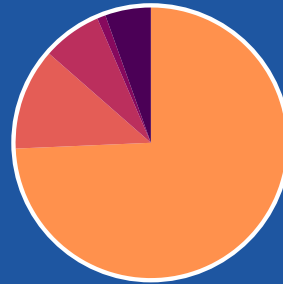
Family and Community Engagement

- Create School Governance Councils
- Create a Superintendent's Parent Advisory Council
- Expand partnerships with nonprofits, universities, religious institutions and businesses

Talent Management and Development

- Develop Grow Your Own Programs
- Develop communities of practice for all staff including support staff
- Develop a recruitment and retention plan to diversify our workforce

Students

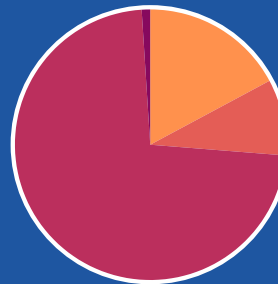


- Hispanic: 73.5%
- Black: 12%
- White: 7%
- Asian: 1%
- 2 or More Races: 6.4%



16,695
Students

Staff



- Hispanic: 17%
- Black: 9%
- White: 72%
- Asian: 1%



2,500 Staff



80%
Graduation
Rate

Demographics

- 78.8%** Economically Disadvantaged
- 19.3%** English Language Learners
- 18.2%** Special Education
- 3.9%** Students Experiencing Homelessness



Mission

Each and every student will graduate college and career ready by having their individual needs met through active engagement in a rigorous, safe and nurturing learning environment.



Vision

Each and every student will graduate college and career ready by having their individual needs met through active engagement in a rigorous, safe and nurturing learning environment.



Core Values

In the Allentown School District, our commitment to Excellence, Partnership, and Equity means we believe in:

- Honoring each students unique qualities
- Ensuring equity of access and opportunities
- Nurturing the pursuit of lifelong learning
- Strengthening partnerships with families and communities
- Promoting cultural responsiveness
- Building trust and mutual respect

Schools



14 Elementary Schools
(Pre-Kindergarten-Grade 5)



4 Middle Schools
(Grades 6-8)

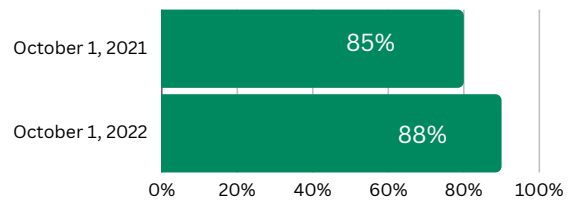


3 High Schools
(Grades 9-12)



4,700 Charter School Students

Average Daily Attendance



Discipline Data

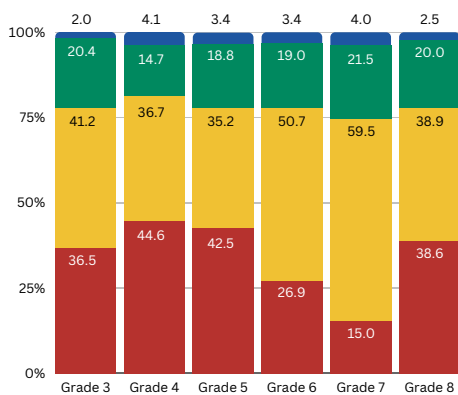
1,402: Number of students who received Out of School Suspension during the 2021-2022 SY

6,015: Number of students who received Alternative to Suspension (ATS) during the 2021-2022 SY

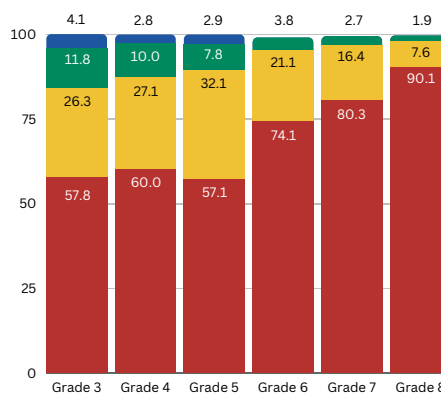
Student Performance: 2022 State Assessments

Results from Data Interaction for Pennsylvania Student Assessments

English Language Arts PSSA Results 2022



Math PSSA Results 2022



Keystone Results 2022

